

# beinspired

*Home improvements to add style and value to your home*

Live your life in colour  
*with Artisan Woodgrain Collection*

Bring the outside in  
with Bi-fold doors  
the fastest selling home  
improvement product

10 top tips on buying  
your new conservatory

## VERTICAL SLIDING SASH WINDOWS

Traditional look with the  
benefit of modern technology

Be your own environmentalist!  
10 ways to save energy and money

# welcomehome

**If you're making your home warmer, quieter and more secure or you're creating a better space to relax or work, improving your home is all about adding your style and personality, as well as protecting the value of your biggest asset and increasing its worth in the long term.**

So whether you're replacing your windows, building a conservatory, changing doors or making your place more energy efficient we can help you through the process with useful information and key things to remember.

Before you start work on any kind of home improvement, it's important to plan ahead in terms of the time scales, costs and the installation companies you'll need. You should also check out the local authority rules and regulations, particularly if you're

making changes on a larger scale, such as a conservatory, or if you live in a listed building or within a conservation area.

On the following pages we will show you some of the choices you have available to you in terms of window and door options, frame finishes, glazing, how to make your home more secure, extend your home with a new conservatory and add style with new contemporary bi-fold doors!



# contents

<b>time for a change</b> - <i>considering changing your windows and doors?</i>	<b>p4</b>
<b>choose a window to suit your home</b> - <i>custom built windows of your choice</i>	<b>p6</b>
<b>traditional windows</b> - <i>vertical sliding sash windows with modern technology</i>	<b>p8</b>
<b>design a perfect place</b> - <i>an indoor area to enjoy your garden</i>	<b>p10</b>
<b>made to measure</b> - <i>from conservatory furniture, flooring to glazing and heating</i>	<b>p12</b>
<b>live life in fabulous colour!</b> - <i>add warmth and style to your home with coloured windows and doors</i>	<b>p14</b>
<b>be your own environmentalist!</b> - <i>tips on saving energy which saves you money</i>	<b>p16</b>
<b>bring the outside in</b> - <i>stylish bi-fold doors that bring the outside and inside together</i>	<b>p18</b>
<b>add style to your home</b> - <i>enhance your home with stylish french or patio doors</i>	<b>p20</b>
<b>ways with glass</b> - <i>perfect glass options for the more private areas of your home</i>	<b>p21</b>
<b>keep your home safe</b> - <i>secure windows and doors are key to home security</i>	<b>p22</b>



# time for a change

**Is it time to change the windows in your home? If you've draughty timber windows that need constant maintenance or old double glazed ones that are now past their best, replacing them with modern PVC-U is an economical way to transform your home.**

Choosing PVC-U windows benefits the environment and can reduce your carbon footprint. PVC-U is a tough, durable product that will last for at least 35 years according to the British Research Establishment.

They are virtually maintenance free so you avoid damaging the environment with repair products like solvents and paints. PVC-U windows are also fully recyclable; in 2007 42,162 tonnes of post consumer PVC-U was recycled in the UK. Old PVC-U windows are already used in the manufacture of new window products.

Because your new PVC-U windows will last for decades it's worth taking a little time to consider the options available to you. Our windows are custom made for you in a choice of traditional white or coloured 'real' wood finishes, a choice of glazing and various window styles - so whatever you decide it will add value to your home providing you with windows that retain their good looks year after year.

Things to consider when choosing new windows and doors:

## Security

Modern doors and windows contain better security systems to ensure that they cannot be easily levered open and ensuring

forced entry is more difficult. A modern door or window often employs multi-point locking systems. Whereas a traditional system may have one turn key lock, a multi-point system employs a number of dead bolt locks along the window or door strengthening the frame in different areas. Multi-point locks are often hook shaped so that they slot securely into the opposite frame making levering or forced entry more difficult.

## Energy efficiency

Energy rated windows allow you to choose the most efficient window to suit your budget.

## Styles

Traditional, contemporary or modern; our versatile window designs will create the look you want to compliment and enhance your home.

## Finish

If you want windows that are as individual as you our Artisan range of coloured and woodgrain windows offer you twelve different colours and finishes.

*The next few pages contain examples of the styles and finishes you can choose.*

## Reasons to change your windows:

- High heating bills
- Windows difficult to open and locks stiff to use
- Drafts in cold weather
- Condensation
- Windows look old and outdated, devaluing your home





## Choose a window to suit *your home*

**Casement windows are custom built to fit and are installed without disturbing the internal or exterior areas around the window. You can have a classic window tailor-made to virtually any size and will be fitted to the highest standards.**

Made from PVC-U, your new windows will be virtually maintenance free and keep your home wonderfully warm, quiet and secure. Remember, your replacement windows will pay for themselves over time. High quality, energy efficient windows will reduce energy consumption and reduce your carbon footprint!





# traditional windows

## *with the benefits of modern technology*

**Your property is so much more than just a house, it's your home and normally your largest single asset. So when you want to capture the look of a traditional vertical sliding sash window PVC-U windows are a perfect solution.**

Manufactured to maintain the elegant proportions of traditional sash windows, whilst incorporating the very best of modern day technology, enables you to enjoy the low maintenance and high security of PVC-U without the upkeep issues associated with timber sash windows.

Windows feature tilting upper and lower sashes for ease of cleaning, low line beads and gaskets for improved sight lines, energy efficient glass to reduce your heating bills and child

safety restrictors. Above all vertical sliding sash windows are quality assured for your peace of mind.

From a terraced house to a stately home, PVC-U vertical sliding sash windows ensure that your property retains its character and charm. Available in a wide range of styles, colours and hardware options, whilst giving you the benefits of modern day technology.



**Bespoke  
manufacture**  
VS windows are  
made to measure  
for your home.

*Key features:*

- Sculptured Georgian Bars
- Traditional sash horns
- Two sliding sashes
- A choice of hardware
- Reinforced with sturdy galvanised steel
- High quality balances
- Robust locking devices
- Low maintenance  
- no painting or sanding



**Decorative sash horns**



**Sash lift pull  
for ease of use**



**Sculptured  
Georgian Bars**

# Design a perfect place with space and light

**Are you looking for an indoor area from which to enjoy your garden, somewhere to work from home, entertain friends, somewhere to relax or just some extra space. Then choose a conservatory that has been individually designed to enhance and extend your home beautifully.**

Adding a conservatory to your home not only adds value to your property, but also is a relatively low cost and easy way to extend your living area. There are so many choices available from a contemporary space to a classic traditional style, your conservatory can be tailored to meet your own needs. Give careful thought to how the conservatory will alter the look of your home. Your installer will be happy to talk you through its location, ventilation, heating and fittings etc...

One thing you may need to consider is planning permission. In England and Wales you often don't require planning permission, but if you live in a conservation area or in a listed building or have previously extended your home you should seek clarification from your local council.

Your conservatory is available in a variety of woodgrain finishes (see page 14), as well as white, with a choice of roof types, glazing, hardware and locks - so look no further for a conservatory especially made for you.



# 10 top conservatory tips

## What style will suit your home?

Is your home a period property or more contemporary, there will be a conservatory to suit every style. Try to match your conservatory seamlessly to your home in terms of brickwork, colours and style.

## Do you require planning permission?

In England and Wales planning permission is not usually required for a conservatory. If you are planning to buy a conservatory to expand your home you will be able to proceed without the need for planning permission so long as you do not exceed the development limit. But remember, if you live in a listed building or within a conservation area it is best to get council advice... better to be safe than sorry.

## What is the best position for it to be installed?

Your installer will be able to advise you on this, so remember to think about where the sun will be in the daytime, will you require extra ventilation or blinds?

## How big should it be?

Try not to take up too much of your garden space, your conservatory should be an extension of your home, but not at the expense of your lawn!

## Have you considered an alternative to a white finish?

Personalise your conservatory to make it as individual as you are. From finials to cresting, lighting to heating and flooring to furniture, there are so many choices. Also with modern production techniques you are now able to choose coloured PVC-U which looks exactly like real woodgrain or with a paint effect. You can even decide to have your conservatory light oak on the inside to match your kitchen or wooden floor, but white or a beautiful painted effect on the outside!

## Have you considered bi-fold doors?

Bi-fold doors can open up the whole elevation of your conservatory and bring the outside in! These versatile doors can even be used from your house into your conservatory, so making use of all the space available to you.

## Plan your conservatory carefully beforehand

Mark out where in your garden the conservatory will be. Make sure you ask your installer for the internal dimensions of the finished conservatory will be.

## A dwarf brick wall or a glass wall?

Do you want your conservatory to have a low wall, or have a full height glass wall to maximise the light?

## Will your conservatory be secure?

Remember to Lock up - for added security ensure you lock not just your external conservatory door, but also the door to the conservatory from your house.

## Have you considered your neighbours?

Will your conservatory affect their enjoyment of their garden/sunlight.

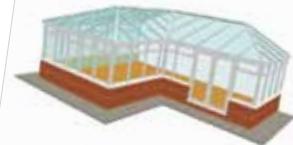
**Enjoy, enjoy, enjoy! You have spent a lot of time choosing and designing your new conservatory, so enjoy the light, space and style that your new room has brought to your home.**

# made to measure

Your conservatory should be just that - yours. There are so many options available that one will be the perfect choice for you and your home.



Lean-to




'P' Shape



'T' Shape



Gable



Edwardian



**The interior design of your conservatory is so important – you need to ensure your dreams and aspirations come true! Whatever style is right for you, there is the furniture, fabrics, lighting, heating and flooring to create an atmosphere to dine, work or just relax in. New designs in furniture and trends in blinds, accessories and flooring has meant that a conservatory is not just an extension, but an extra room, a room from which you can enjoy light, space and your garden.**

### *Furniture*

It is important to consider what furniture to put in your conservatory. Your new room could be the first entry into your home from the garden, which means that your furniture could get covered in mud and grass stains, especially if you have children around! So the furniture you choose has to be up for a bit of wear and tear. Look for washable fabric cushions and removable covers, and the fabric you choose needs to be resistant to the damaging sunlight. Cane furniture is a popular choice as it is a natural material and is light enough to carry out into the garden on a lovely sunny day.

### *Flooring*

Whether you choose wooden flooring or tiles, the options in terms of colour and style are endless. The floor will be easy to clean and with so many choices available you will certainly find one that suits your new room.

### *Blinds*

A conservatory is an ideal way to bring light and space into your home, but you will need to consider some shade to control the heat and glare. Blinds are an ideal solution and come in different styles and some can simply be cut to fit. You can choose from roller, roman, woodweave, vertical or venetian blinds, all are available in different patterns and colours, and can be rolled up/opened to allow the maximum amount of light to flood your room. Blinds not only look good, but also have a practical purpose.

### *Heating*

An ideal way to heat your conservatory is with slim line electric wall heaters – they are controllable and are small and discreet. You could even choose under floor heating. It is an efficient way to heat your room and once installed it is invisible and you are able to design your room without having to work around radiators.

### *Fans*

Fans come in various sizes and with different speeds, forwards and backwards. Forwards to move the air around in the room and reverse to draw down the warm air which has risen and trapped in the roof – perfect for winter. Fans can be fitted with lights and can be operated with pull chains or by wall operated switches, or even remote control.

### *Air Conditioning*

This is becoming more and more popular. A conservatory can be very hot in the summer and cold in the winter, but you want your room to be at a perfect temperature regardless of the season. Air conditioning is the ideal solution.

### *Glazing*

You may wish to locate your conservatory near to your neighbour's fence, or by an open road, if so then you could choose a glazing option which will ensure that your room is kept private. Our range of glass offers different levels of obscuration, providing you with the privacy you require, whilst maximising the level of daylight passing through the glass.



# Live life in FABULOUS COLOUR!

**Get out of neutral! Add warmth and style to your home with a range of coloured windows, doors and conservatories. Coloured windows offer an authentic alternative to timber windows, but without the associated problems of high maintenance and of course cost.**

The colour revolution has taken over Europe over the last 20 years, with 40% of the European homes choosing a coloured product... and the UK is catching on fast. Brilliant white is still the most popular exterior and interior colour on the windows of Britain's homes - but more and more people are personalising their homes to suit their style.

Why not have a woodgrain finish on the interior of your windows to match the oak kitchen, or wooden floor you have but still maintain white on the exterior. Or white on the interior and a fabulous coloured woodgrain to match the stone on the exterior of your home - bring your home to life with colour and style. For a more creative look, why not choose a coloured finish from the Artisan range?




# Artisan

woodgrain collection

## *Choose from 4 'real' woodgrains*

Grain so fine it's almost impossible to tell they're not real.



## *Or 9 coloured woodgrains*

Textured wood in brights and neutrals to give your home a genuine painted look.



# Be your own environmentalist!

**Energy saving is incredibly important and so is keeping your fuel bills down. We are continually looking for ways to make our homes energy efficient and one way is to choose new PVC-U windows, doors and conservatories. Not only will they help to keep your home warmer, they will reduce your energy loss.**


The British Fenestration Rating Council (BFRC) introduced the Window Energy Rating (WER) labelling scheme to assist consumers to make an informed decision regarding the energy performance of a window.

The energy ratings label is in a traffic light style and gives a rating based on the performance of the whole window (frame and glass) and therefore allows you to compare one window with another and make an informed choice. The A rating is the most efficient rating and G is the least energy efficient. Not only can it save an enormous amount of money on energy bills (which today seems to be the most expensive payout for many homeowners), but can also contribute to saving the environment.

So exactly what are energy efficient windows? They are windows that help to contain and conserve heat within the home keeping out wind and rain, resisting condensation and yet allowing natural 'free' energy - the warmth of the sun - to heat the home. They are easily recognised, just look for the traffic light label.

Every time you listen to the television or radio, or read a newspaper it is reported that energy prices are going to keep rising, so reducing your energy usage is more important than ever. Choose windows, doors and conservatories that not only save you money, but reduce your carbon footprint.

If you have single glazing in your home, or your double glazing was installed before 2002 you could literally be throwing money out of your windows! By replacing your windows and installing energy efficient windows with a minimum rating of a C and making small changes within your home you could save you hundreds of pounds a year, as well as reducing your carbon footprint.



# 10 top energy saving tips

Follow the top ten tips below to save energy and money!

## Turn your thermostat down by 1°C

This could save you up to 10% on your heating bill!



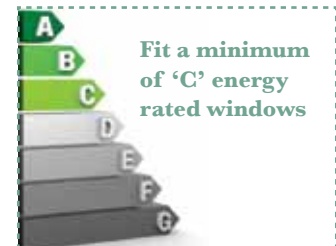
## Turn off lights in empty rooms



## Check your boiler thermostat

Set it to 60°C and no higher.

## Use energy saving light bulbs



## Only boil the water you need in the kettle

## Insulate your loft

In an uninsulated home a quarter of your heat is lost through the roof. Insulating your loft is a simple and effective way to save by reducing your heating bills, you can even do it yourself.

## Don't leave electrical appliances on standby

Turn them off at the wall.



## A dripping hot water tap wastes energy and in one week wastes enough hot water to fill half a bath

Fix leaking taps and turn them fully off.



## Do a home energy check!

Visit [www.energysavingtrust.org.uk](http://www.energysavingtrust.org.uk) for full details.

# Bring the outside in

**Transform your home with beautiful folding doors and make the most of a beautiful garden. Bi-fold doors open up your home and create stylish open plan areas. These versatile doors can be installed wherever you want to transform your home, bedroom, conservatory, kitchen, living room – the choice is endless. You could install bi-fold doors on your conservatory to open up the whole back elevation of your home for maximum light and space or install them in your home as an opening into your conservatory making one large room.**

Bi-fold doors allow the maximum use of space and glide along aluminium top and bottom tracks using stainless steel rollers - making opening and closing effortless. The PVC-U door leaves are thermally efficient and will keep your home warm and help reduce heating bills. Due to the wide choice of sash configurations you do not have to fully open your new doors, open them like a French door or from the side like an entrance door and you can even choose whether you want them to stack inside or outside of the building.

The doors are available in a wide range of colours, so you can match your new doors to the style of your home. High security multi-point locking systems are installed as standard to keep your home safe and secure.





Achieve stunning  
open spans of up  
to 6.3 metres

# Add style to your home



## Stable doors

*Traditional with maximum ventilation*

PVC-U stable doors provide maximum ventilation without the need to open the whole door, so you can keep your pets and children safely in doors, whilst allowing lots of fresh air into your home. Doors come with galvanised steel reinforced frames and multi-point locks to ensure maximum security. Our doors are available in a range of colours and you have a wide choice of glazing and hardware options to complement your home.



## Patio doors

*Custom built for a perfect fit*

Our patio doors are designed to enhance any room, balcony or conservatory. Whether traditional, contemporary, town or country, patio doors suit every property. Made to measure for your home, they are available in different door panel configurations and feature easy slide panels. Doors are double glazed to ensure your home is warm, quiet and with multi-point locking systems to ensure the security of your home!

Available in a range of colours and glazing options, our patio doors will not only complement your home, but ensure you enjoy your garden all year round from the comfort of your home.



## French doors

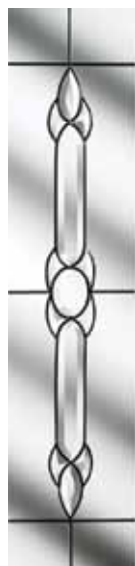
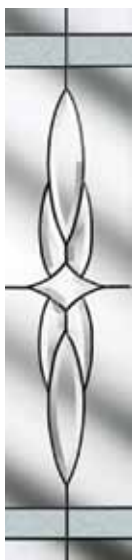
*Classic choice offering unrestricted access*

French doors are a charming addition to your home or conservatory, allowing unrestricted access to your home, let in more light and with maximum ventilation. Available in a range of colours and glazing options, our french doors offer you choice, style, warmth and security.

# Ways with glass

**Areas of your home will need to be a little more private than others, such as the bathroom, toilet, conservatory or your front door.**

With our range you can choose a glass which will be perfect for its purpose. Each of the popular patterns offers a different level of obscuration, providing you the privacy you require whilst maximising the level of daylight passing through the glass. Contact us to see the range on offer.



*Choose a glass pattern to compliment the style of your home*





# keep *your home* safe

**Has one of your neighbours been broken into? Far too often we hear about someone's home being broken into and we ignore the warnings as "It won't happen to me". But in reality if your windows and doors are not secure it just might. You need to feel confident that your home and family are secure and choosing the right hardware is vital.**

You can't put a price on security, however you could count the cost of not choosing the most secure replacement windows and doors.

Our windows and doors come with the latest high-performance multi-point locking technology meaning you can rest assured that you're keeping your home and family well protected.

All new PVC-U windows are fitted with locks - so ensure you use them and keep the keys out of sight, but handy in case of an emergency.

Two thirds of burglars gain entry through a door. If your front and back doors are not secure, neither is your home. So for peace of mind ensure your doors are fitted with high quality multi-locking hardware.

With a 14% increase in burglaries in 2011\* its never been more important to make sure your home doesn't become one of the statistics. We're committed to finding the right security solution for your needs. We aim to make secure mean more.



\*Home Office statistics for England and Wales 2011

# 10 top home security tips

## Be original!

If you must hide a key, don't put it under the doormat or on top of the door frame.

## Keep your house and car keys safe

Don't leave them near windows and doors.



## When you go out, always lock the door and close the windows

Even if you are just going out for a short time.



## Fit security lighting

It's a great deterrent, but make sure it doesn't disturb your neighbours.

## Fit a burglar alarm

Make sure it is installed properly and works – and don't forget to set it.



## Use timers for lights and radios

Great for if you need to be away from home overnight. They will create the impression that someone is in.



## Keep your garage and garden shed locked with proper security locks

Keep any tools secure and out of sight.



## Trim back any plants or hedges

Burglars could hide behind these if not.



## Fitting a 'spy hole'

Allowing you to see who is at the door. Having a door chain means you can open the door a little way to talk to them.

## Don't broadcast!

Keep your whereabouts off social networks but on your neighbours radar.

# beinspired

*Home improvements to add style and value to your home*

