



Contents

	Page
Why Homesafe Doors?	3
Our core values	4
Door designer tool	5
The Regency range	6
■ Why choose Regency?	7
■ ColourFusion and FlushGlaze	8 - 9
■ Built for strength and security	10
■ The range	11 - 24
■ Side panels: Glazed and solid	25
■ Side panels: Side and top lights	26
■ Locks	27
■ Finishing touches: Furniture options	28 - 29
The Heritage range	30
■ Why choose Heritage?	31
■ The range	32 - 39
■ Finishing touches: Locks, ironmongery and glass	40
Firesafe range	41
Frames and thresholds	42
Accreditations	43





Why choose Homesafe Doors?

In the past 20 years we've built and sold more than 2 million composite entrance doors. That's why Homesafe Doors is one of the most experienced and trusted door manufacturers in the UK.

Led by innovation

Driven by innovation and your needs we have developed unique, patented technology that enhances the appearance, security and durability of our doors.

Trust and experience

In the past 20 years we've built and sold more than 2 million composite entrance doors.


Beautifully handcrafted entirely in the UK

Unlike most composite doors on the market today, ours are designed and handcrafted entirely in the UK. The facilities at our end-to-end manufacturing plant in Gloucestershire means no imports and no trimming and that means less waste and a reduced carbon footprint.

Our core values

our business is driven by innovation and built around you, the customer

Therefore, you can be safe in the knowledge that your Homesafe Door will be durable, secure, energy-saving and beautifully handcrafted to complement your home perfectly.



Innovative vision

Innovation is at the forefront of our business. Our patented ColourFusion and FlushGlaze technology are two unique processes which provide an enhanced appearance, security and durability.



Built with your safety in mind

The safety of your home is paramount. Our accredited locks and door security options help provide you with peace of mind.



Bespoke and handcrafted

All our doors are bespoke. That means each one is expertly handcrafted and tailored individually to your personally chosen design.



Doing our bit for Britain

We are proud to be a UK-based, purely British manufacturer who supports its local community.

Door designer tool

Choosing your new door is simple!

All of our doors come with the guarantee of a long life, low maintenance, excellent heat insulation and great soundproofing. So all you need to do is choose your design!

Our easy-to-use online Door Designer tool lets you try combinations of ranges, door designs, colour options, glazing choices and optional door furniture.

In nine easy steps you can design your own door and have it ready to order. It's that easy.

Visit www.doorconfigurator.co.uk



Regency

Beautiful style with exceptional performance

Our Regency door range looks, sounds and feels like a traditional timber door, but provides a much better performance.

High security and low maintenance coupled with superb durability and quality, make Regency doors the right choice for your home.



Exceptional performance

Because of their composite construction Regency doors provide exceptional standards of heat insulation, soundproofing, stability, low maintenance and are weather resistant. In all, an exceptional performer with a beautiful appearance.

Prestigious styles

With an attractive crisp wood grain finish, a wide choice of colours and styles, Regency doors will bring a touch of prestige to any home.

Looking good for longer

Regency doors have high impact resistance and are made using our patented ColourFusion technology. This means they are guaranteed to stay in pristine condition and looking fabulous for longer.

Easy care

Our doors are so durable they require virtually no maintenance.

Why Regency is the choice for you

◆ Tried and tested

A popular door range with a proven track record of quality, durability and style

◆ Weather-tested

Tested and accredited to cope with the worst UK weather

◆ Thermal performance

To help keep your energy costs down and reduce global warming

◆ Safe and secure

Can be built to 'Secure by Design' police approved standards

◆ Choice

Create a unique door to suit your home with our vast choice of styles, colours, glass and furniture options

◆ FlushGlaze

Our unique patented technology which will make your door the talk of the town!

◆ Handcrafted

Our doors are built by hand entirely in the UK, to your individual requirements

◆ Colourfusion

Our patented technology fuses the colour into the material providing long-lasting colour

◆ Natural wood grain finish

A hand applied wood grain stain finish gives a natural appearance of an authentic timber door

◆ Frames to complement

Wood grain finish frames will complement your door just like real timber



ColourFusion

ColourFusion is our unique patented technology in which colour is added directly to the door surface during the moulding process, fusing the colour directly into the material.

No fading and low maintenance!

This process is derived from methods used in prestige automotive manufacturing and won't fade like a normal painted door.

- Colour fused and not surface-painted
- Won't fade or discolour because it's fused
- Strong vibrant colour finish that lasts
- Enhances the realistic timber effect
- Easy to clean surface



FlushGlaze

Slimmer finish

Our glazing technology is unique in that the outer part of the glazing unit is moulded directly to the external skin, which means you get a slimmer more attractive finish.

Increased durability

FlushGlaze adds durability to the door or side panel by protecting vulnerable beading.

Unique to Homesafe Doors

We are the only composite entrance door manufacturer in the UK who can offer this beautiful glazing option.

Our unique, patented FlushGlaze technology provides a better looking, more durable finish and is easier to maintain than traditional cassette-glaze systems.



Built with strength in mind

The strength and security of our doors is paramount

The Regency range is made with carefully sourced materials to ensure it stays strong and durable in all conditions.

Secure by design

Doors tested to PAS 23 & 24 are Secured by Design licensed; an initiative by the Association of Chief Police Officers (ACPO) which enables specifiers to choose products that meet strict standards of security recommended by the Police.

Kitemark Licence

One of the first UK manufacturers of composite doors to be awarded the Kitemark award for PAS 23 & 24. The Kitemark scheme guarantees the performance of our products and offers exceptional peace of mind for you.



PAS 23-1 & PAS 24-1
KM 95693

Secured by Design



Official Police Security Initiative

1. FlushGlaze

Our unique patented internal glazing system. It can be re-glazed easily and looks better and lasts longer than standard clip together cassettes.

2: Toughened glass

Energy efficient double glazed units with toughened glass are used as standard in every glazed door.

3: Closed cell core

A secure and ultra-thermally efficient high density closed cell core, perfectly sized to fit each doors internal dimensions and ensure no weak spots.

4: Finish

ColourFusion technology, tried and tested in the Automotive and Marine industries. Our patented Colour infusing process ensures each door has a strong and hard-wearing finish, guaranteed to never require any maintenance and remain looking just like new.

5: Laminated sub frame

Handcrafted and made-to-measure, with its dove tail jointed, hardwood and laminated finish it provides consistent structural strength.

6: Edge guard

The finishing touch for your door and provides additional protection from everyday knocks and accidental damage.



The Regency range



Amersham GRP



Aylesbury GRP



Canterbury GRP



Cheltenham GRP




Exeter GRP



Gloucester GRP



Hereford GRP




Kensington GRP



Oxford GRP



Richmond GRP



Salisbury GRP



Stratford GRP



Warwick GRP



Windsor GRP




Worcester GRP

Solid Doors

Providing privacy and security with style

If you want a great looking door but also desire privacy and security, then the solid door style is the choice for you.

Our solid doors come in four popular styles, nine traditional colours and two woodgrain finishes. We use our unique ColourFusion technology which means low maintenance and your door stays looking good for longer.



Glazing your Regency door

The Decorative glass on your front door adds individuality and style to complement your home.

The Regency door range offers a wide choice of designs and colours in either traditional or contemporary styles, providing you with just the right finishing touches to match your door and home perfectly.

Toughened and energy efficient

All our glazed units are double glazed with a 4mm toughened glass and manufactured as standard with Thermally efficient Black Super Spacer®. We use low emission glass in all our ranges (except Elegance) which means they are better insulated and can help reduce your energy bills.


Choice of colours

For designs that incorporate coloured glass, you can choose from Red, Green, Blue, Black and Clear. You can choose colours that match or contrast with the colour of your door.


For some glazing designs you can choose matching glass for your top lights and sidelights. For side panels you can choose any glass design to match your door.



Exeter



Standard Glass options



Clear ■ ■ Minster ■ ■



Stippolyte ■ ■ Cotswold ■ ■


Index

- No backing glass choice required – Obscurity is built in to front glass pane.
- Choose a backing glass option – Clear, Stippolyte, Cotswold or Minster
- These glass designs are available with matching decorative side lights and top lights.
- Change the colour in the glass – choose from Red, Green, Blue, Black or simply Clear
- Georgian Bars are fitted integral inside the unit and will be colour matched to suit both sides of the door.



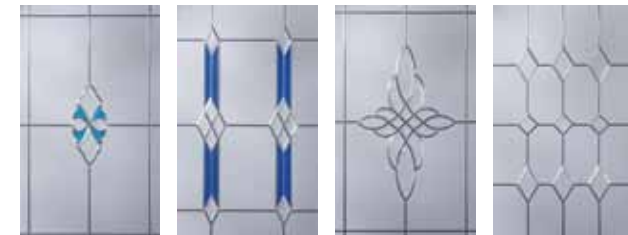
Designer Glass options

Contemporary



C001 ■ ■ C002 ■ ■ C003 ■ ■ C004 ■ ■

Style




ST01 ■ ■ ■ ST02 ■ ■ ■ ST03 ■ ■ ST04 ■ ■

Elegance



EL01 ■ EL02 ■ EL03 ■ EL04 ■

Traditional



TR01 ■ ■ TR02 ■ ■ TR03 ■ ■ TR04 ■ ■ ■ TR05 ■ ■ ■ ●

Cheltenham




Rosewood Oak Black Green Red Blue



White Turquoise Pastel Dark Grey Pebble Foly Green

Standard Glass options



Clear ■ ■ Minster ■ ■



Stippolyte ■ ■ Cotswold ■ ■


Index

- No backing glass choice required – Obscurity is built in to front glass pane.
- Choose a backing glass option – Clear, Stippolyte, Cotswold or Minster
- These glass designs are available with matching decorative side lights and top lights.
- Change the colour in the glass – choose from Red, Green, Blue, Black or simply Clear
- Georgian Bars are fitted integral inside the unit and will be colour matched to suit both sides of the door.



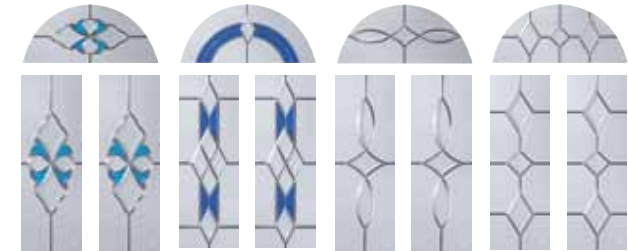
Designer Glass options

Contemporary



C001 ■ ■ C002 ■ ■ C003 ■ ■ C004 ■ ■

Style



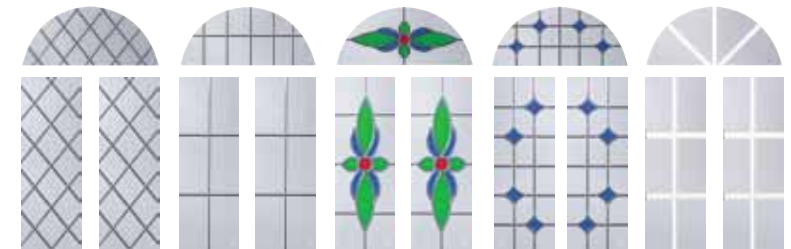
ST01 ■ ■ ■ ST02 ■ ■ ■ ST03 ■ ■ ST04 ■ ■

Elegance



EL01 ■ EL02 ■ EL03 ■ EL04 ■

Traditional



TR01 ■ ■ TR02 ■ ■ TR03 ■ ■ TR04 ■ ■ ■ TR05 ■ ■ ■

Gloucester




Rosewood Oak Black Green Red Blue




White Turquoise Pastel Dark Grey Pebble Foly Green

Standard Glass options



Clear ■ ■ Minster ■ ■



Stippolyte ■ ■ Cotswold ■ ■

Index

- No backing glass choice required – Obscurity is built in to front glass pane.
- Choose a backing glass option – Clear, Stippolyte, Cotswold or Minster
- These glass designs are available with matching decorative side lights and top lights.
- Change the colour in the glass – choose from Red, Green, Blue, Black or simply Clear
- Georgian Bars are fitted integral inside the unit and will be colour matched to suit both sides of the door.



Designer Glass options

Contemporary



C001 ■ ■



C002 ■ ■



C003 ■ ■



C004 ■ ■

Style



ST01 ■ ■



ST02 ■ ■ ■



ST03 ■ ■



ST04 ■ ■

Elegance



EL01 ■



EL02 ■



EL03 ■



EL04 ■

Traditional



TR01 ■ ■



TR02 ■ ■



TR03 ■ ■



TR04 ■ ■ ■



TR05 ■ ■

Canterbury




Rosewood Oak Black Green Red Blue



White Turquoise Pastel Dark Grey Pebble Foly Green

Standard Glass options



Clear ■ ■ Minster ■ ■



Stippolyte ■ ■ Cotswold ■ ■


Index

- No backing glass choice required – Obscurity is built in to front glass pane.
- Choose a backing glass option – Clear, Stippolyte, Cotswold or Minster
- These glass designs are available with matching decorative side lights and top lights.
- Change the colour in the glass – choose from Red, Green, Blue, Black or simply Clear
- Georgian Bars are fitted integral inside the unit and will be colour matched to suit both sides of the door.




Designer Glass options

Contemporary



C001 ■ ■ C002 ■ ■ C003 ■ ■ C004 ■ ■

Style




ST01 ■ ■ ST02 ■ ■ ■ ST03 ■ ■ ST04 ■ ■

Elegance



EL01 ■ ■ EL02 ■ ■ EL03 ■ ■ EL04 ■ ■

Traditional



TR01 ■ ■ TR02 ■ ■ TR03 ■ ■ TR04 ■ ■ ■ TR05 ■ ■

Oxford




Rosewood Oak Black Green Red Blue




White Turquoise Pastel Dark Grey Pebble Foly Green

Standard Glass options



Clear ■ ■ Minster ■ ■



Stippolyte ■ ■ Cotswold ■ ■


Index

- No backing glass choice required – Obscurity is built in to front glass pane.
- Choose a backing glass option – Clear, Stippolyte, Cotswold or Minster
- These glass designs are available with matching decorative side lights and top lights.
- Change the colour in the glass – choose from Red, Green, Blue, Black or simply Clear
- Georgian Bars are fitted integral inside the unit and will be colour matched to suit both sides of the door.



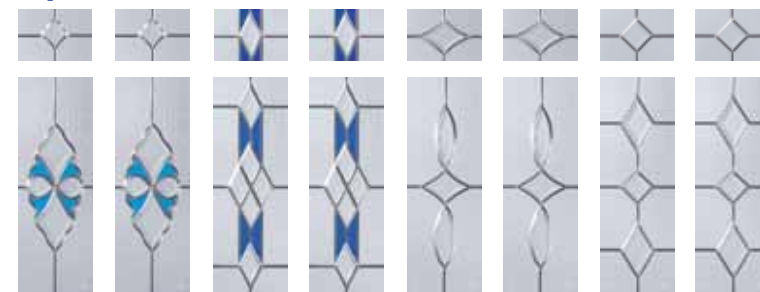
Designer Glass options

Contemporary



C001 ■ ■ C002 ■ ■ C003 ■ ■ C004 ■ ■

Style



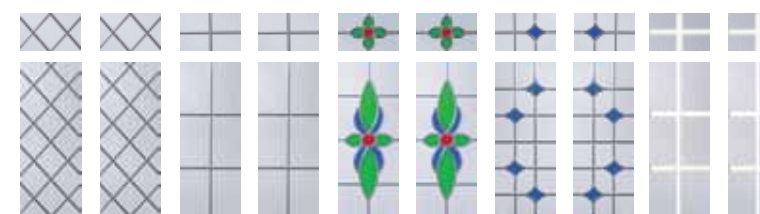
ST01 ■ ■ ■ ST02 ■ ■ ■ ST03 ■ ■ ST04 ■ ■

Elegance



EL01 ■ EL02 ■ EL03 ■ EL04 ■

Traditional




TR01 ■ ■ TR02 ■ ■ TR03 ■ ■ TR04 ■ ■ ■ TR05 ■ ■ ■ ●

Stratford



Rosewood Oak Black Green Red Blue



White Turquoise Pastel Dark Grey Pebble Foly Green

Standard Glass options



Clear ■ ■ Minster ■ ■



Stippolyte ■ ■ Cotswold ■ ■


Index

- No backing glass choice required – Obscurity is built in to front glass pane.
- Choose a backing glass option – Clear, Stippolyte, Cotswold or Minster
- These glass designs are available with matching decorative side lights and top lights.
- Change the colour in the glass – choose from Red, Green, Blue, Black or simply Clear
- Georgian Bars are fitted integral inside the unit and will be colour matched to suit both sides of the door.



Designer Glass options

Contemporary



C001 ■ ■


C002 ■ ■



C003 ■ ■


C004 ■ ■

Style



ST01 ■ ■


ST02 ■ ■ ■



ST03 ■ ■

ST04 ■ ■

Elegance



EL01 ■

EL02 ■



EL03 ■

EL04 ■

Traditional



TR01 ■ ■

TR02 ■ ■

TR03 ■ ■



TR04 ■ ■ ■

TR05 ■ ■

Windsor




Rosewood Oak Black Green Red Blue



White Turquoise Pastel Dark Grey Pebble Foly Green

Standard Glass options



Clear ■ ■ Minster ■ ■



Stippolyte ■ ■ Cotswold ■ ■


Index

- No backing glass choice required – Obscurity is built in to front glass pane.
- Choose a backing glass option – Clear, Stippolyte, Cotswold or Minster
- These glass designs are available with matching decorative side lights and top lights.
- Change the colour in the glass – choose from Red, Green, Blue, Black or simply Clear
- Georgian Bars are fitted integral inside the unit and will be colour matched to suit both sides of the door.



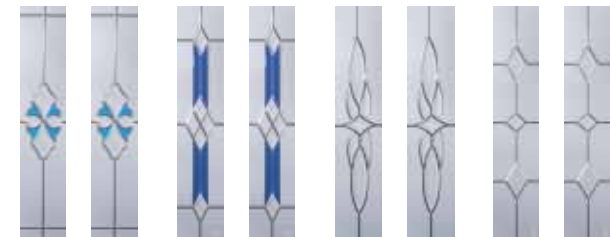
Designer Glass options

Contemporary




C001 ■ ■ C002 ■ ■ C003 ■ ■ C004 ■ ■

Style




ST01 ■ ■ ST02 ■ ■ ■ ST03 ■ ■ ST04 ■ ■

Elegance



EL01 ■ ■ EL02 ■ ■ EL03 ■ ■ EL04 ■ ■

Traditional



TR01 ■ ■ TR02 ■ ■ TR03 ■ ■ TR04 ■ ■ ■ TR05 ■ ■

Amersham




Rosewood Oak Black Green Red Blue



White Turquoise Pastel Dark Grey Pebble Foly Green

Standard Glass options



Clear ■ ■ ■ Minster ■ ■ ■



Stippolyte ■ ■ ■ Cotswold ■ ■ ■

Index

- No backing glass choice required – Obscurity is built in to front glass pane.
- Choose a backing glass option – Clear, Stippolyte, Cotswold or Minster
- These glass designs are available with matching decorative side lights and top lights.
- Change the colour in the glass – choose from Red, Green, Blue, Black or simply Clear
- Georgian Bars are fitted integral inside the unit and will be colour matched to suit both sides of the door.



Designer Glass options

Contemporary



C001 ■ ■ ■ C002 ■ ■ ■ C003 ■ ■ ■ C004 ■ ■ ■

Style



ST01 ■ ■ ■ ST02 ■ ■ ■ ■ ST03 ■ ■ ■ ST04 ■ ■ ■

Elegance



EL01 ■ ■ ■ EL02 ■ ■ ■ EL03 ■ ■ ■ EL04 ■ ■ ■

Traditional



TR01 ■ ■ ■ TR02 ■ ■ ■ TR03 ■ ■ ■ TR04 ■ ■ ■ ■ TR05 ■ ■ ■

Kensington




Rosewood Oak Black Green Red Blue



White Turquoise Pastel Dark Grey Pebble Foly Green

Standard Glass options



Clear ■ ■ Minster ■ ■



Stippolyte ■ ■ Cotswold ■ ■


Index

- No backing glass choice required – Obscurity is built in to front glass pane.
- Choose a backing glass option – Clear, Stippolyte, Cotswold or Minster
- These glass designs are available with matching decorative side lights and top lights.
- Change the colour in the glass – choose from Red, Green, Blue, Black or simply Clear
- Georgian Bars are fitted integral inside the unit and will be colour matched to suit both sides of the door.



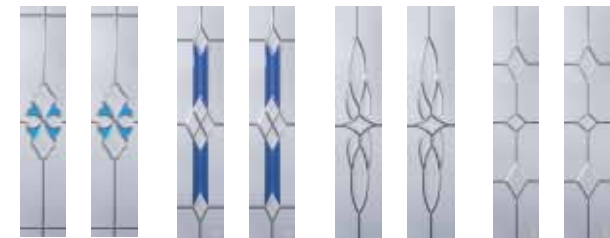
Designer Glass options

Contemporary




C001 ■ ■ C002 ■ ■ C003 ■ ■ C004 ■ ■

Style



ST01 ■ ■ ST02 ■ ■ ■ ST03 ■ ■ ST04 ■ ■

Traditional



TR01 ■ ■ TR02 ■ ■ TR03 ■ ■ TR04 ■ ■ ■ TR05 ■ ■

Salisbury




Rosewood Oak Black Green Red Blue



White Turquoise Pastel Dark Grey Pebble Foly Green

Standard Glass options



Clear ■ ■

Minster ■ ■




Stippolyte ■ ■

Cotswold ■ ■

Index

- No backing glass choice required – Obscurity is built in to front glass pane.
- Choose a backing glass option – Clear, Stippolyte, Cotswold or Minster
- These glass designs are available with matching decorative side lights and top lights.
- Change the colour in the glass – choose from Red, Green, Blue, Black or simply Clear
- Georgian Bars are fitted integral inside the unit and will be colour matched to suit both sides of the door.



Designer Glass options

Contemporary



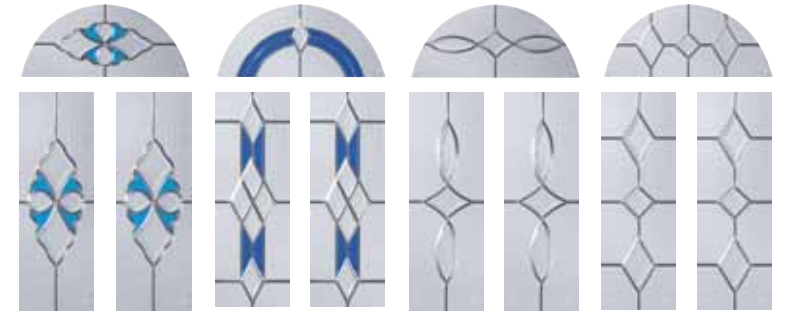
C001 ■ ■

C002 ■ ■

C003 ■ ■

C004 ■ ■

Style



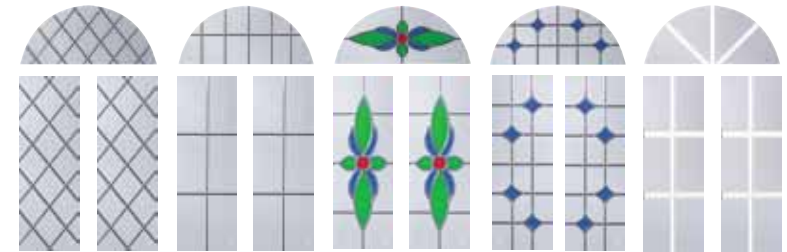
ST01 ■ ■

ST02 ■ ■ ■

ST03 ■ ■

ST04 ■ ■

Traditional



TR01 ■ ■

TR02 ■ ■

TR03 ■ ■

TR04 ■ ■ ■

TR05 ■ ■

Hereford




Rosewood Oak Black Green Red Blue



White Turquoise Pastel Dark Grey Pebble Foly Green

Standard Glass options



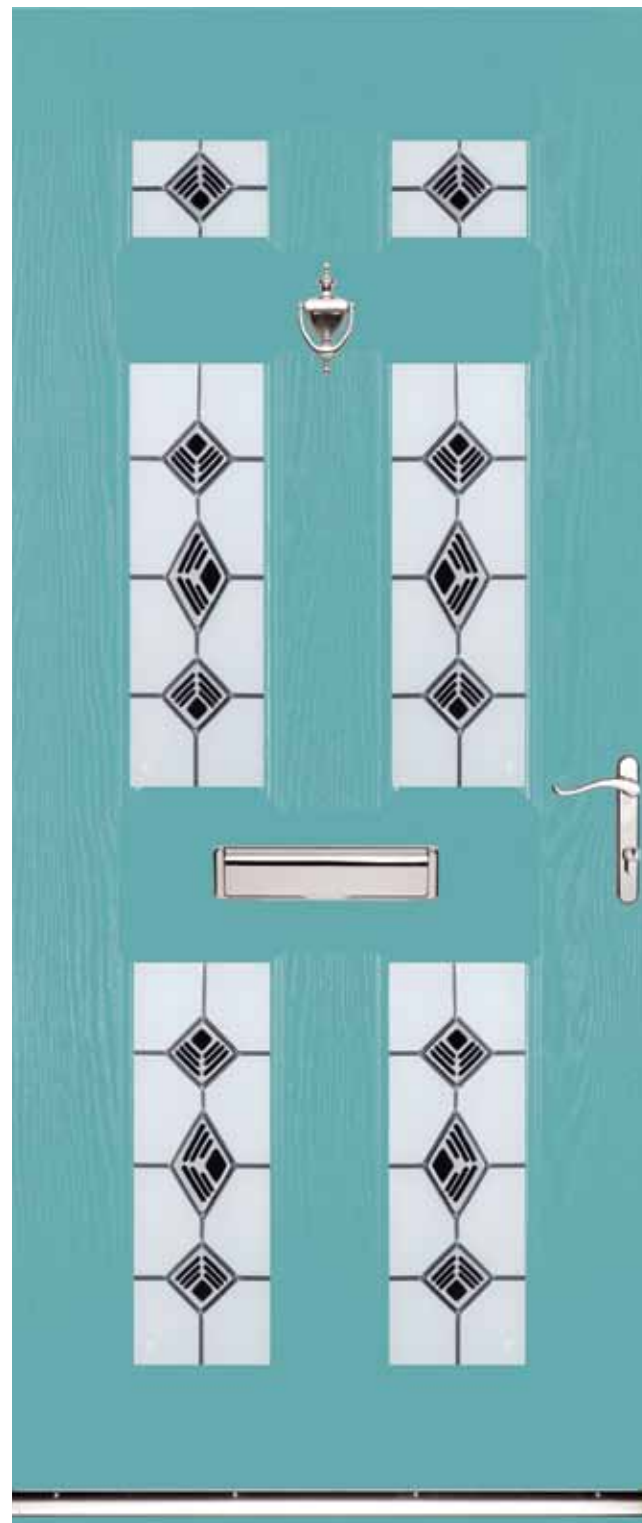
Clear ■ ■ Minster ■ ■



Stippolyte ■ ■ Cotswold ■ ■


Index

- No backing glass choice required – Obscurity is built in to front glass pane.
- Choose a backing glass option – Clear, Stippolyte, Cotswold or Minster
- These glass designs are available with matching decorative side lights and top lights.
- Change the colour in the glass – choose from Red, Green, Blue, Black or simply Clear
- Georgian Bars are fitted integral inside the unit and will be colour matched to suit both sides of the door.



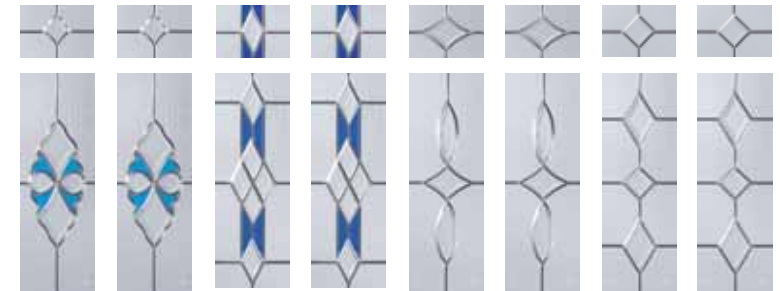
Designer Glass options

Contemporary



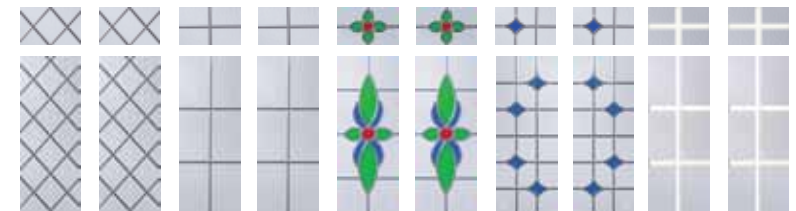
C001 ■ ■ C002 ■ ■ C003 ■ ■ C004 ■ ■

Style



ST01 ■ ■ ST02 ■ ■ ■ ST03 ■ ■ ST04 ■ ■

Traditional



TR01 ■ ■ TR02 ■ ■ TR03 ■ ■ TR04 ■ ■ ■ TR05 ■ ■

Side panels

Attractive side panels to complement your Regency door

Side panels are frames which sit either side of your door and are used if your property requires a wider fitted entrance space. They provide an attractive alternative to traditional side and top light window frames. They are handcrafted to match or complement your Regency door.



Canterbury Oxford Richmond

Your options could be:

Glazed panels

You can have glazed side panels to match or complement the glazing already used on your Regency door. They are glazed using our unique FlushGlaze technology.

Solid panels

You could have solid panels with no glazing.

Mix and match

You can also mix and match your choice so that a solid front door can have a glazed side panel and vice versa.



Stratford Warwick Windsor

Side and top lights

An attractive solution for wider entrances which also allows more natural light to shine into your home



Glass designs

The glass designs are the same as those offered for the Regency door, so please take a look at the pages showing the Regency door range to choose your preferred design.

Glazed

They can be glazed with most of the standard and decorative glass from our range.

Solid flush

You can also have matching solid flush panels fitted to the lower third of the side light.

Heights and widths

Because they are made-to-measure your side and top lights will be exactly the size you need them to be - just like your door.

Locks

Security for your home is paramount, therefore we only use top quality hardware from accredited manufacturers



All of our multipoint locks are 'Secured by Design' accredited, which means that they have been approved by the Association of Chief Police Officers (ACPO).

Multi-point Lock

These locks have been used on millions of doors for UK homes over the past two decades. All Multi-point Lock high security locking systems meet the requirements of PAS 23/24 and Secured by Design, and are 100% tested in accordance with BS EN ISO 9001 Quality Assurance.

Locking systems and operations

All Regency doors are fitted with the very latest high security multipoint locking systems as standard. All options include multiple bi-directional hooks and dead locking points and are tested to achieve 'Secure by Design' standards.

Vectis Plus

This multi-point door lock eliminates the need for a euro cylinder which means the lock cannot be subjected to cylinder snapping or bumping. This proven lock meets the requirements of PAS 23/24 and Secured by Design. It is the first in the UK market with hardened plates to provide enhanced protection against attack.

Keys

Each door comes with 3 pre-cut keys.

Shut & Lock

You can also have a 'split spindle' option which further enhances security. The door locks on the latch as soon as the door is shut, and requires a key to unlock it.

Finishing touches

Furniture options

Choose from a range of colour finishes and styles for your door furniture.

Whether you have a contemporary looking door or a more traditional style you will certainly find the finish which matches your door perfectly.

All of our furniture options come in the following finishes:



White



Black



Gold



Silver



Polished Gold



Chrome



Smoke



Graphite



Bronze



	White	Black	Gold	Silver	Polished Gold	Chrome	Smoke	Graphite	Bronze
Handles									
Scroll	✓	✓	✓	✓	✓	✓	✓	✓	✓
Straight	✓	✓	✓	✓	✓	✓	✓	✓	✓
Pad	✓	✓	✓	✓	✓	✓	✓	✓	✓
Knockers									
Lions Head	X	X	X	X	✓	✓	✓	✓	✓
Slimline Urn	✓	✓	✓	✓	✓	✓	✓	✓	✓
Urn	✓	✓	✓	✓	✓	✓	✓	✓	✓
Pony Tail	✓	✓	✓	✓	✓	✓	✓	✓	✓
Contemporary	✓	✓	✓	✓	✓	✓	✓	✓	✓
Urn/Spy	✓	✓	✓	✓	✓	✓	✓	✓	✓
Numerals	✓	✓	✓	✓	✓	✓	✓	✓	✓
Safety Chains	X	✓	✓	✓	✓	X	X	X	X
Spyholes	✓	✓	✓	✓	X	X	X	X	X
Letterplates	✓	✓	✓	✓	✓	✓	✓	✓	✓

Knockers

Slimline Urn



Urn



Ponytail




Contemporary



Lion



Security viewers



Safety chains



Handles

Scroll



Pad



Straight



Numbers



Letter plates



The Heritage Range

Beautiful cottage and stable doors

The Heritage range is an exceptional premium door which combines modern performance with the luxurious look and feel of a traditional timber door.

With a choice of an oak or rosewood finish and our range of traditional ironmongery furniture, Heritage doors will add both authenticity and a stylish quality to your home.



Why Heritage is the choice for you

- ◆ Premium alternative to a real timber door
- ◆ Warm look and feel, just like an authentic timber door
- ◆ Structural integrity, built with strength in mind
- ◆ Saves energy costs due to its superb insulation
- ◆ Better security than a timber door
- ◆ Low maintenance compared to a real wooden door
- ◆ Traditional tongue and groove panelling
- ◆ Exceptional grained finish
- ◆ Traditional oak or rosewood finish
- ◆ Dedicated range of stunning traditional ironmongery furniture



The Heritage range



Arlington Oak



Bourton Rosewood



Broadway Oak



Draycott Rosewood



Kemble Oak




Moreton Rosewood



Stow Oak





Rosewood



Oak

Broadway

Providing privacy, quality and beauty with classic style

With its pointed Tudor arch detailing, Broadway follows the classic style of castles and stately homes. The solid design provides privacy coupled with beauty.

Rosewood



Draycott

An impressive welcome to any town or country home

Draycott employs Tudor arch panel detailing to create a traditional door which combines exemplary performance with the practicality of a small glazed area. Whatever the style of your home, Draycott will always provide an impressive welcome.



Moreton

Traditional features combined with superior performance

Moreton combines the traditional feel of tongue & groove and pointed Tudor arch detail with the practicality of a small diamond feature window. With Heritage's traditional door hardware, Moreton is truly a classic door.



Bourton

Designed to give your home the benefit of natural light

Bourton's traditional square panels mean that its glazed area is maximised to increase light in your hallway. Together the tongue & groove style panels and a substantial glazed area make Bourton a special door that helps ensure your home benefits from natural light.



Oak




Rosewood

Kemble

Bringing practicality and luxury to your home

With its square panelling and traditional small pane of glass, Kemble provides a fine mixture of luxury and the practicality of day-to-day living. As a weather tight stable door, Kemble will enhance your home and bring pleasure every day.



Stow

Genuine tradition and quality for every home

Whatever the style and wherever the location of your home, the traditional appearance of Stow means that it is a door that will enhance every house. Strong, weather tight and beautiful Stow is everything you can expect in a door.



Oak



Rosewood

Arlington

A luxury combination of security, versatility and natural light

A new concept in luxury stable doors, Arlington combines the benefits of an authentic, weather tight stable door without ever losing the benefits provided by natural light. Whether open or closed Arlington allows the sun into your home.




Ironmongery furniture

Our luxury Heritage doors have their own dedicated range of authentic ironmongery, which has been specially selected to complement their style and finish.

Locks

Heritage doors are supplied with a high security multipoint lock as standard, featuring two opposing hooks, a deadbolt and deadlocking latch. Stable doors feature a multipoint lock to the upper leaf and a deadlock to the lower leaf; both locks are cylinder operated and conveniently work with the same key.

Glass options



Finishing touches

Authentic ironmongery and glass options to enhance the style of your Heritage door



Firesafe

Bringing peace of mind to you

Our Firesafe range of GRP-faced composite doors offers a wide range of attractive, maintenance-free, glass reinforced doorsets.

They are all fully tested and accredited to achieve a 30-minute fire rating in accordance with BS 476 parts 22 and 31.1. Contact your installer to discuss your needs and technical specifications.



Our Firesafe range:

- Bears the Kitemark (PAS 23 and 24)
- Has 30-minute fire rating in accordance with BS 476 parts 22 and 31:1
- Is smoke-tested to BS476 part 31.1.
- Meets the mandatory thermal performance requirements of Approved Document L.

Frames and thresholds

Our doorsets exceed industry standards

The door frame is an important part of your doorset and we use strong, reinforced PVC-U frames for all our doors. This means the door and frame both work together to prevent draughts and to stop rainwater getting in.

Frames



Reinforced construction

Our door frames are made using 70mm PVC-U five chamber profile, fully reinforced and double sealed.

Great insulation

Frames provide good insulation and their rigidity ensures draughts are eliminated.

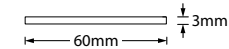
Choice of frame colours

We offer a choice of three frame colours to match your window frames.

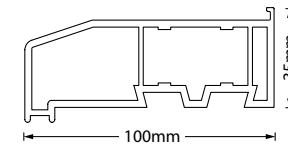
Thresholds

We provide three threshold options and three cill options to suit your needs and any specific survey requirements

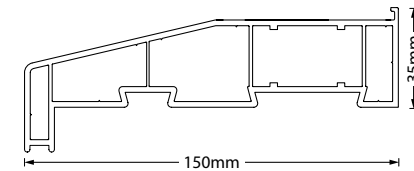
Cills



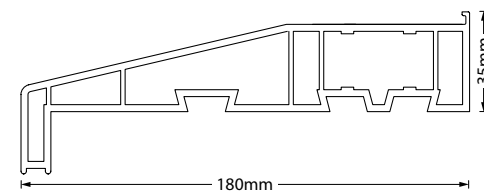
Goal post strip



Stubb Cill

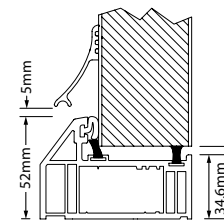


150mm

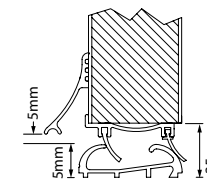


180mm

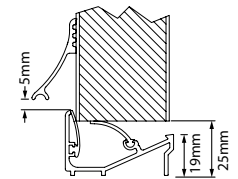
Thresholds



Low PVC



Trimline
'Part M' compliant



Lowline

Accreditations

Homesafe Doors ensure that the highest quality standards are met. The following list shows all our accreditations:



Association of Composite Door Manufacturers

Founder member of the The Association of Composite Door Manufacturers (ACDM). The association plays a key role in the development of PAS 23 and PAS 24 and other relevant standards.



CHAS

Demonstrated compliance to achieve the Construction Health & Safety Assessment Scheme (CHAS) accreditation.



Constructionline

Member of Constructionline, the construction industry recognised pre-qualification service.



Exor

Exor is a compliance service that ensures suppliers can demonstrate that their business and its operations meet the relevant standards expected. A further benchmark also ensures that the buyers of services are meeting all their regulatory and social responsibilities.



FENSA

Registered member of FENSA, the industry self assessment scheme for the certification of installations to current Building Regulations.



ISO 9001: 2000 Quality Assured

Homesafe Doors is ISO 9001:2000 Quality Assured - standards set to operate to agreed procedures, processes systems and improvements.



Kitemark Licence

One of the first UK manufacturers of composite doors to be awarded the Kitemark award for PAS 23 & 24. The Kitemark scheme guarantees the performance of our products and offers exceptional peace of mind for the specifier.



SAFE contractor

SAFE contractor approval demonstrates safe working practices, robust policies and proven procedures for site activity and health and safety.



Secured by Design

Doors tested to PAS 23 & 24 are Secured by Design licensed; an initiative by the Association of Chief Police Officers (ACPO) which enables specifiers to choose products that meet strict standards of security recommended by the Police.



CE Marking

All of Homesafe Doors are CE marked. From 1st July 2013 all doors sold and installed must be CE marked.

Whilst every care is taken to see that the information given in this literature is correct and up to date it is not intended to form part of any contract or give rise to any collateral liability, which is hereby specifically excluded. Intending purchasers of our materials should therefore verify with the company whether any changes in our specification or application details or otherwise have taken place since this literature was issued.

Whilst every effort has been taken in the reproduction of this brochure the colours represented are as accurate as the printing process will allow. Unfortunately, we cannot guarantee an exact colour match and the colour appearing within should not be relied on as being such.



www.britdoorsgroup.com

